Market Coupling Consultative Group

Webinar

22nd of October 2026

Q&A via **Slido.com**
Enter code: **1184334**

MCSC

Welcome!

MCCG is led by three Co-conveners:

Market Participants Co-convener:

Max SCHNEIDER, EURELECTRIC

TSO Co-convener:

Andreas PAPANAKLIS, IPTO / ADMIE

NEMO Co-convener:

Karol NICIA, NORD POOL

Agenda

	TOPIC	PRESENTER	TIME
1	**Welcome & Introduction** - Welcome, Agenda and Action Points Review	Max Schneider, Karol Nicia, Andreas Papanaklis (MCCG)	09:00 – 09:10 (10 min)
2	**SIDC Corrective Measures** - XBID 5.0 Update	Vladimír Satek (SIDC QARM)	09:10 – 09:30 (20 min)
3	**15-Minute MTU: One Year after Go-Live** - Statistics on Algorithm - Scalability Report	Joël Hoeksema (PCR ALG)	09:30 – 09:50 (20 min)
4	**SDAC Fallback Improvements** - Main Takeaways from the 14/10 PCG WS - Update on Assessment of Fallback Options - Updated on Volume Allocations - Information on Upcoming Training Sessions	 Karol Nicia (MCCG) Lara Visone, Gergő Holló (FEG) Darija Sinovčić (Core OPSCOM) Miloš Tomić (SDAC OPSCOM)	09:50 – 10:50 (60 min)
5	**30 Min IDCZGCT Updates**	Gergő Holló (30 min IDCZGCT SPoC)	10:50 – 11:00 (10 min)
	Break		11:00 – 11:10
6	**SDAC Storage Orders**	Marja Eronen (SDAC MSD)	11:10 – 11:40 (30 min)
7	**IT Infrastructure assessment**	Jan Rönnback (ITA TF)	11:40 – 12:00 (20 min)
8	**SDAC-SIDC Roadmap and Key Projects** - Overview of Activities	André Estermann (MCSC Co-Chairs)	12:00 – 12:10 (10 min)
9	**Update on Consultations** - SDAC Project Methodology - Algorithm Methodology Update for the IDAs-FB Incorporation	Christoforos Zoumas (NEMO Tech TF)	12:10 – 12:20 (10 min)
10	**AOB & Closure**	Max Schneider, Karol Nicia, Andreas Papanaklis (MCCG)	12:20 – 12:30 (10 min)

Scope of MCCG Discussion

- This overview aims to clarify which topics and discussions fall within the scope of MCSC/MCCG versus CCRs. Only the main/overlying topics currently discussed in the respective projects are listed.
- As the main guiding principle, only topics directly stemming from the CACM guidelines and considered as market coupling matters are discussed in MCCG.
- NEMOs and TSOs would like to make clear that some requests cannot be channelled through MCCG. It is up to the market participants to raise them in the proper forum.
- MCCG would like to clarify that all contributions must be submitted in the form of questions via Slido.

	MCSC / MCCG	CCRs (Capacity Calculation Regions)
General scope	- Capacity allocation	- Capacity Calculation (CC) (e.g. Core Flow Based, Nordic Flow Based)
Intraday Auctions (IDAs)	- Timings - Products & central algorithm functionalities - Central testing	- Capacity Calculation (e.g. IDCC in Core CCR)
Advanced Hybrid Coupling	- Testing allocation algorithm - Central testing	- Design & Implementation into DACC - Impact assessment
SDAC & SIDC 15 Min MTU	- Timings - Products & central algorithm functionalities - Central testing	- Regional testing

Q&A and Review of Action Points

Q&A from the previous MCCG meetings are available on [NEMO Committee] & [ENTSO-E] websites

Overview of action points from the last MCCG:

Date	Responsible	Description	Deadline / Status
08/07/2026	N/A	None	N/A

SIDC Corrective Measures

Vladimír Satek (SIDC QARM)

Q&A via **Slido.com**
Enter code: **1184334**

MCSC

SIDC Corrective Measures

Process

Background

- Corrective measures are:
  - **Last resort** intervention, and by definition, **interim**
  - **Targeted and proportionate**
  - Potentially a combination of several measures can be selected

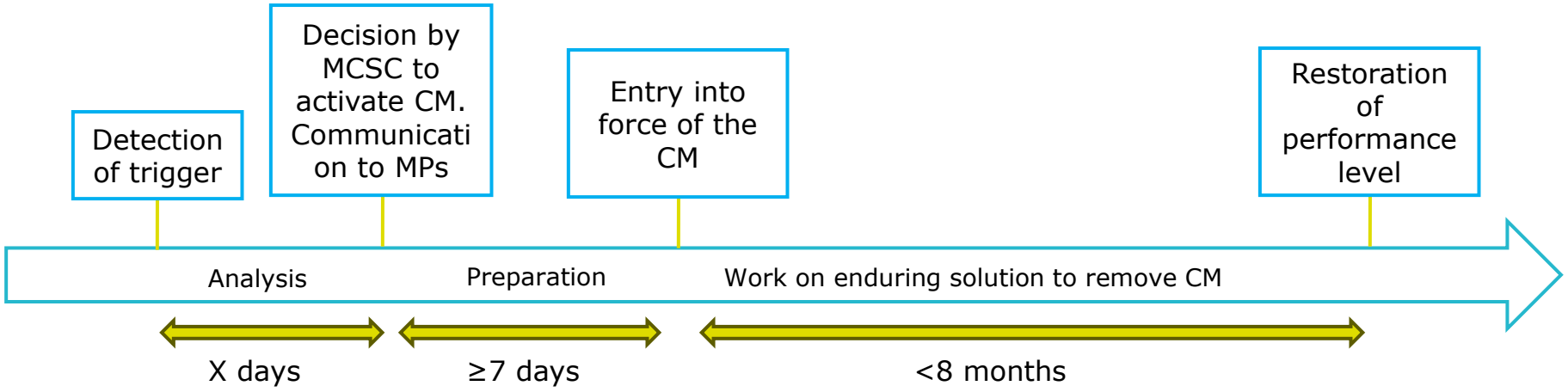

Key takeaways: NEMOs and TSOs prepared a clear process. **Market participants will be informed by MCSC and via the relevant NEMO at least one week before the activation of the CM itself.**

SIDC Corrective Measures

Status

Background

- Modification of the Price Tick Size (PTS) and decrease of Order Book Depth (OBK decrease) are approved as Corrective Measures (CMs), provided the testing confirm its benefits.
- Order Management CMs (OTRs & OTs per timeframe) are subject to performance and to a competitive and economical analysis.
- Downstream corrective measures (deactivation of OCC files) are subject of consideration.
- Overarching document provides all details on the definition, procedures and activation of CMs.

Updates

- Implementation/testing of PTS modification is completed, and it is confirmed as eligible CM. The testing in production **is not foreseen** as of now.
- Testing of OBK depth decrease was completed on 18/09 with results which will be available by end of September. The preliminary information confirms added value of the CM, especially if the number of OTs is over 60 millions per day. The details of the quantitative statistics on the test outcomes for OBK will be incorporated shortly prior MCCG CC.
- Provider for competitive and economical analysis of Order Management CMs is selected. Clarification on the scope of data for economical analysis and final firm roadmap is ongoing.
- Deactivation of OCC files proved not to be efficient as CM and therefore, it has been removed from the CM list. The reason for it is that XBID R5.0 has substantially improved both trading and downstream parts including OCC file generation CMI. Hence, it is consuming very limited time and any changes will not show further performance improvements.
- The overarching document is almost finalized, there is pending confirmation of the thresholds at which CMs are activated as well as finalization of procedures. It is expected to have a draft finalized for MCSC approval very soon.

Key takeaways: Overarching document & initial CM(s) **are expected to be ready in October**, Order Management related CM(s) will take more time.

SIDC Corrective Measures

Status

Background

- The details of the statistics on the test outcomes for OBK depth decrease.
  - The test were executed with OBK depth set to 20.
  - The improvement is clear and consistent for the Key Performance Indicators s related to public order book: calculation time dropped significantly, and order book updates were published noticeably faster in every test run. (Note: the reduction in the public order book KPIs was expected, as reducing the order book depth decreases the number of orders that need to be processed in the public order book recalculation.)
  - RabbitMQ publishing and delivery delays also improved in most runs.
  - End to end latencies for all data types except of public OBK showed inconsistent results which was not expected.
  - An important caveat is that the test results varied significantly from run to run, even with seemingly identical input.

SIDC Corrective Measures

Status

Background

- MPs request additional information on the threshold for each CM.

Updates (subject of MCSC approval)

- The Order Execution end to end latency indicator will lead in measuring of performance degradation of the SOB module. Because the indicator is measuring the roundtrip of an order executed, it will give a good insight how the performance (and consequently latency) of the XBID system is behaving with respect to SOB.
- The KPI is intended to monitor two thresholds, low threshold and high threshold:
  - Low threshold:
    - If daily value of 90th percentile of indicator is above low threshold value for 5 days in a row, the process for the evaluation of possible CM application will be initiated.
      - The low threshold is expected to be set to 3 seconds (final confirmation pending).
  - High threshold:
    - If daily value of 90th percentile of indicator is above high threshold value for 3 days in a row, the process for the evaluation of possible CM application will be initiated.
      - The high threshold is expected to be set to 4 seconds (final confirmation pending).

Key takeaways: The thresholds intend to set such limits which balance **market robustness with maximum trading throughput**.

SIDC Corrective Measures

XBID 5.0 Update

Background

- XBID Release 5.0 has introduced a substantial performance improvement in continuous trading, which allowed for an increase of submited Order Transactions (OTs) resulting into more trades (including application of new system boundaries).

Updates

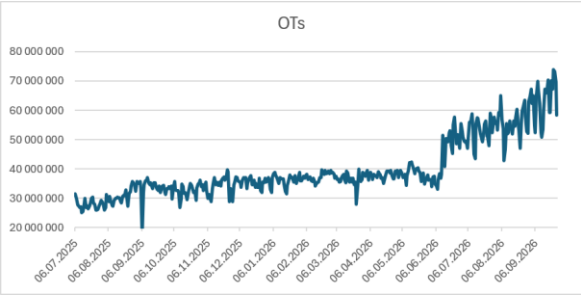

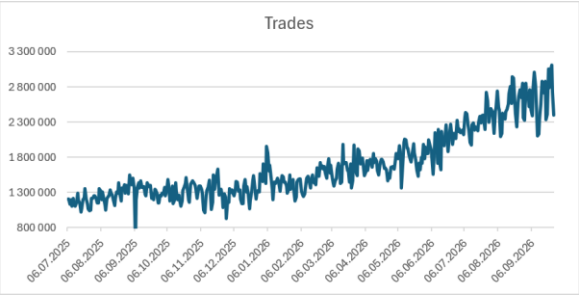

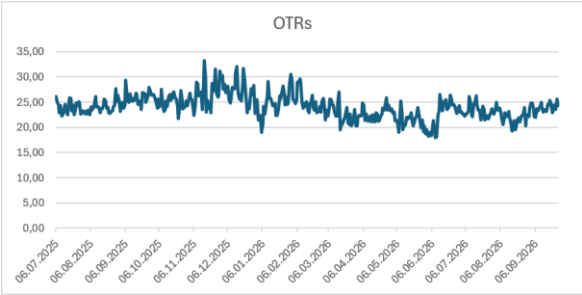

Exceeded system boundaries are highlighted in yellow

Date	No. of OTs	No. of Trades	OTRs	Observed latency issue
16.08.2026	51 989 586	2 701 475	19,24	
17.08.2026	**56 270 520**	**2 800 366**	20,09	
18.08.2026	54 649 153	2 568 536	21,28	
19.08.2026	**57 432 936**	**2 939 248**	19,54	
20.08.2026	**60 272 820**	**2 928 998**	20,58	
21.08.2026	55 177 991	2 574 708	21,43	
22.08.2026	52 931 869	2 416 838	21,90	
23.08.2026	47 130 621	2 235 413	21,08	
24.08.2026	56 884 127	2 569 919	22,13	
25.08.2026	59 676 551	2 670 462	22,35	
26.08.2026	61 556 716	2 755 478	22,34	
27.08.2026	63 448 494	2 652 067	23,92	
28.08.2026	**57 861 794**	**2 851 422**	20,29	
29.08.2026	52 807 927	2 356 855	22,41	

Date	No. of OTs	No. of Trades	OTRs	Observed latency issue
30.08.2026	52 225 130	2 323 912	22,47	
31.08.2026	**63 015 257**	**2 853 177**	22,09	
01.09.2026	64 560 864	2 715 113	23,78	
02.09.2026	**67 322 346**	**2 713 802**	24,81	
03.09.2026	62 326 623	2 517 001	24,76	
04.09.2026	**65 087 931**	**2 755 545**	23,62	
05.09.2026	54 799 660	2 475 022	22,14	
06.09.2026	52 428 392	2 388 829	21,95	
07.09.2026	**65 128 726**	2 755 036	23,64	
08.09.2026	**69 788 086**	**3 006 150**	23,22	
09.09.2026	**66 737 051**	**2 813 555**	23,72	
10.09.2026	62 320 684	2 593 946	24,03	
11.09.2026	52 451 330	2 104 164	24,93	
12.09.2026	50 864 607	2 133 514	23,84	

Date	No. of OTs	No. of Trades	OTRs	Observed latency issue
13.09.2026	53 531 594	2 331 954	22,96	
14.09.2026	60 008 157	2 549 414	23,54	
15.09.2026	**67 118 538**	**2 881 815**	23,29	
16.09.2026	**65 824 052**	**2 843 584**	23,15	
17.09.2026	**66 653 610**	2 711 573	24,58	
18.09.2026	**70 364 536**	**2 880 794**	24,43	
19.09.2026	59 143 840	2 335 753	25,32	
20.09.2026	59 319 631	2 407 310	24,64	
21.09.2026	**70 056 703**	**3 054 349**	22,94	
22.09.2026	**67 218 151**	2 788 960	24,10	
23.09.2026	**73 842 523**	**3 026 335**	24,40	
24.09.2026	**73 147 956**	**3 109 383**	23,52	
25.09.2026	**69 763 880**	2 730 375	25,55	
26.09.2026	58 311 217	2 402 414	24,27	

Key takeaways: Despite the substantial increase in OTs and trades, **the processing is much faster than in the previous XBID release**. In the first 3 months of XBID 5.0 operation **no latencies have been observed**.

SIDC Corrective Measures

XBID 5.0 Update

Background

- Volume development in XBID (source: stakeholder report for August).

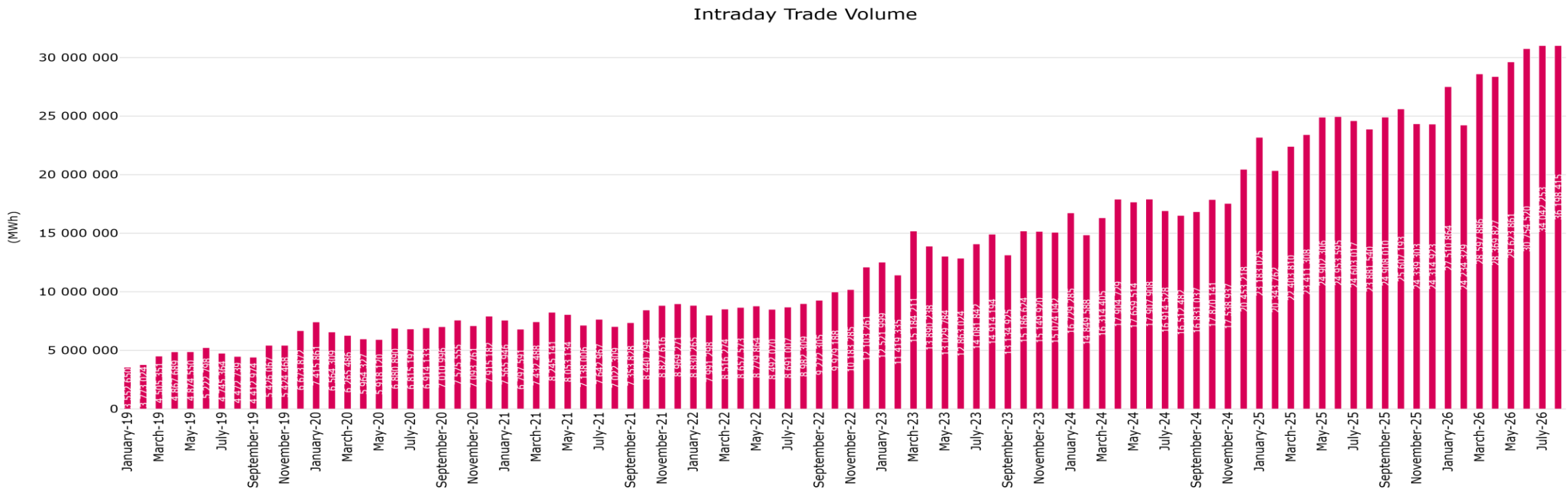

Key takeaways: There is a clear trend of further stable XBID volume growth, accompanied with substantial increase of OT and trades.

15-Minute MTU: One Year after Go-Live

Joël Hoeksema (PCR ALG)

Q&A via **Slido.com**
Enter code: **1184334**

SDAC

Context

- This document contains information about the usage of 15-minute, 30-minute and 60-minute products in SDAC since 15’ MTU go-live on 01/10/2025. Specifically, it includes data of orders **offered** to the SDAC market.
- In MCCG on 23/10/2025, initial insights about the 15’ MTU were shared by PCR ALG.
- This document aims to build on the previously shared insights and inform market participants about general trends since the 15’ MTU go-live. It contains, for the period 01/10/2025 – 30/09/2026:
  - Total 15’ MTU volumes as share of total volumes per region and across all regions
  - Monthly 15’ MTU volumes as share of total volumes per region
  - Monthly 15’, 30’ and 60’ volumes as share of total volumes across all regions
- *Note: the analysis is done based on country/regional level, so some bidding zones have been merged.*

Overall data

Period 01/10/2025 until 30/09/2026

- This slide contains data on two metrics:

1. Share of curve volume in 15’ out of total curve volume
2. Share of curve + block volume in 15’ out of total curve + block volume.

- The blue shade indicates the relative percentage. Darker blue indicates a higher share of 15’ products in a region.
- The total is included at the bottom.
  - *Note: these totals do not include 30’ MTU orders on the island of Ireland*

Area	15’ MTU curve volume/ total curve volume per area	15’ MTU curve&block volume/ total volume per area
AUSTRIA	50%	46%
BALTIC	95%	69%
BELGIUM	58%	82%
BULGARIA	73%	73%
CROATIA	55%	50%
CZECHIA	47%	67%
DENMARK	67%	56%
FINLAND	89%	88%
FRANCE	64%	87%
GERMANY	82%	84%
GREECE	94%	95%
HUNGARY	77%	65%
IBERIA	100%	100%
ITALY	81%	82%
NETHERLANDS	60%	58%
NORWAY	89%	87%
POLAND	59%	61%
ROMANIA	39%	41%
SLOVAKIA	82%	81%
SLOVENIA	65%	64%
SWEDEN	81%	83%
Total	80%	80%

01/10/2025 until 31/01/2026

Area	15MTU Curve volume/total curve volume	15MTU curve&block volume/total volume per area
AUSTRIA	49 %	47 %
BALTIC	95 %	81 %
BELGIUM	61 %	85 %
BULGARIA	77 %	77 %
CROATIA	61 %	57 %
CZECHIA	63 %	78 %
DENMARK	68 %	56 %
FINLAND	89 %	88 %
FRANCE	70 %	89 %
GERMANY	84 %	83 %
GREECE	94 %	96 %
HUNGARY	81 %	74 %
IBERIA	100 %	100 %
IRELAND	0 %	0 %
ITALY	81 %	83 %
NETHERLANDS	62 %	68 %
NORWAY	88 %	87 %
POLAND	60 %	62 %
ROMANIA	46 %	47 %
SLOVAKIA	84 %	84 %
SLOVENIA	69 %	69 %
SWEDEN	79 %	82 %
Total	79 %	82 %

01/10/2025 until 30/09/2026

Monthly data

15’ MTU curve volume as share of total curve volume

- This slide contains an overview of the share of curve volume in 15’ MTU, out of total curve volume (left column in previous slide), now split by each quarter since Q4 2025.

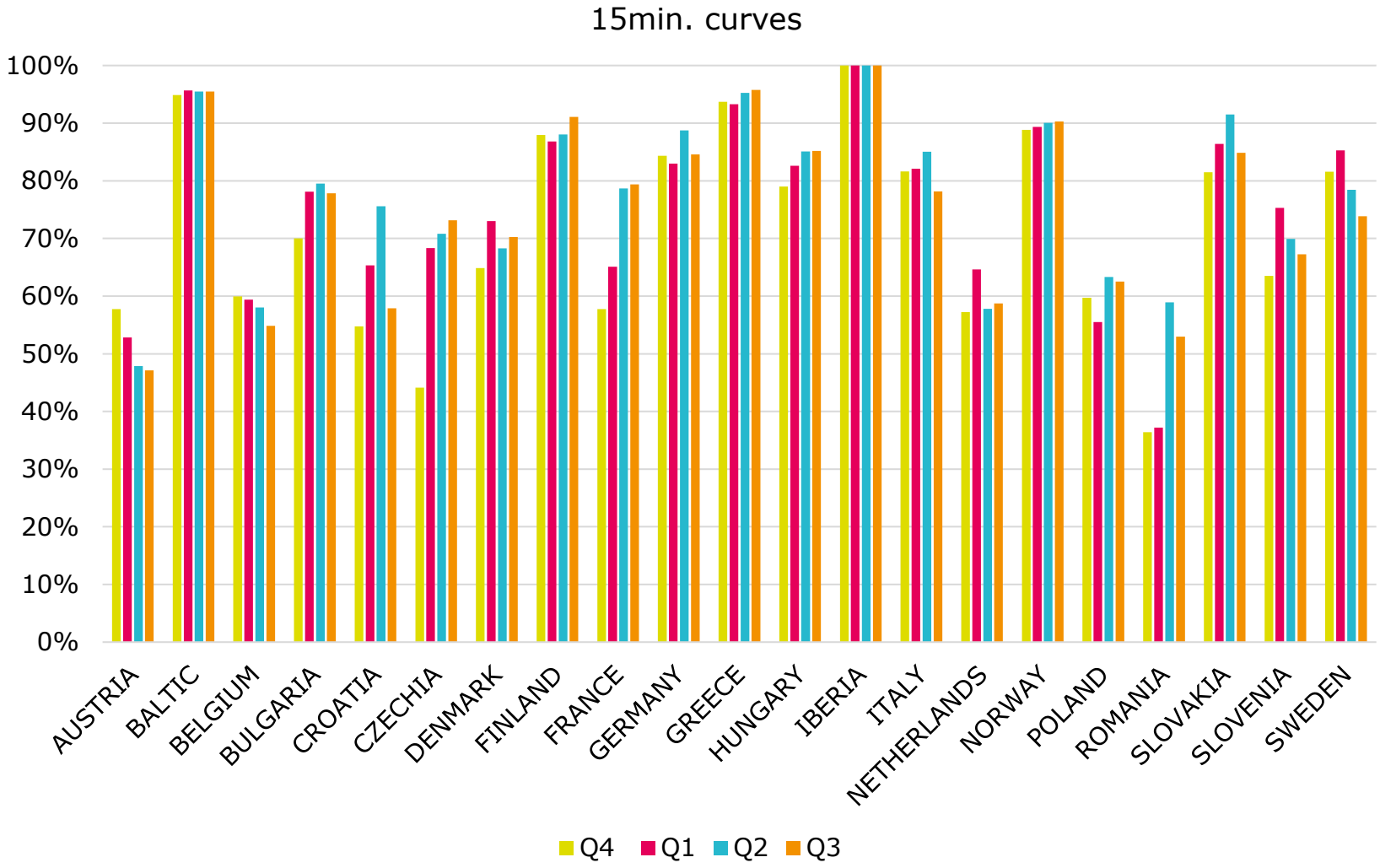

Monthly data

15’ MTU block + curve volume as share of total block + curve volume

- This slide contains an overview of the share of curve + block volume in 15’ MTU, out of total curve + block volume (right column in previous slide), now split by each quarter since Q4 2025.

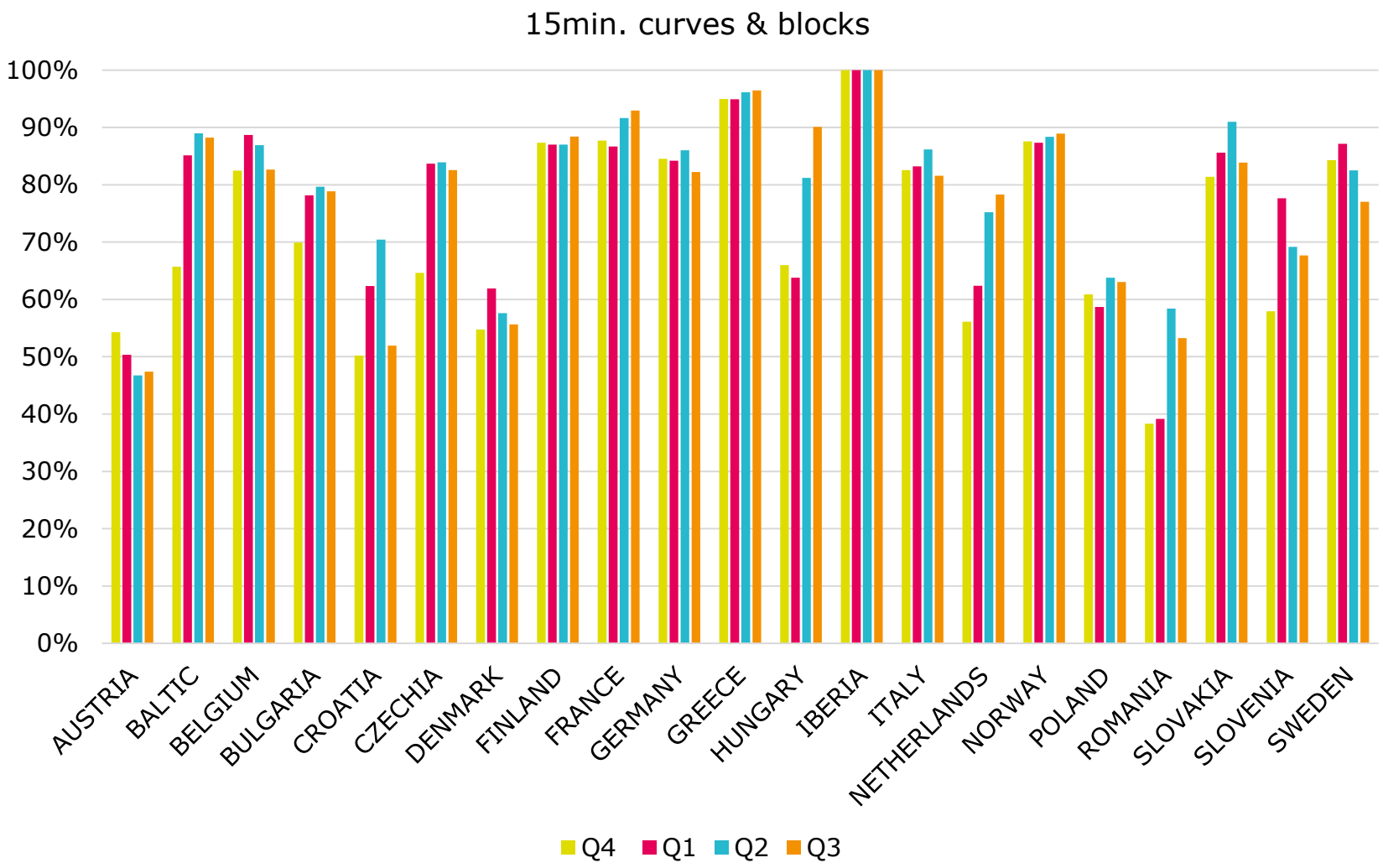

SDAC 15 Min MTU

Summary

Background

- MCSC NEMOs and TSOs implemented 15 min MTU in SDAC for first delivery day 1 October 2025
- The next slides show some usage and performance (Time To First Solution) figures for the first year since this go-live

Caveat

- The Time To First Solution (TTFS) indicator is retrieved from the calculation that led to the published result. This may not necessarily correspond to the fastest First Solution from any of the parallel Euphemia calculations. I.e., results may skew a little pessimistic.

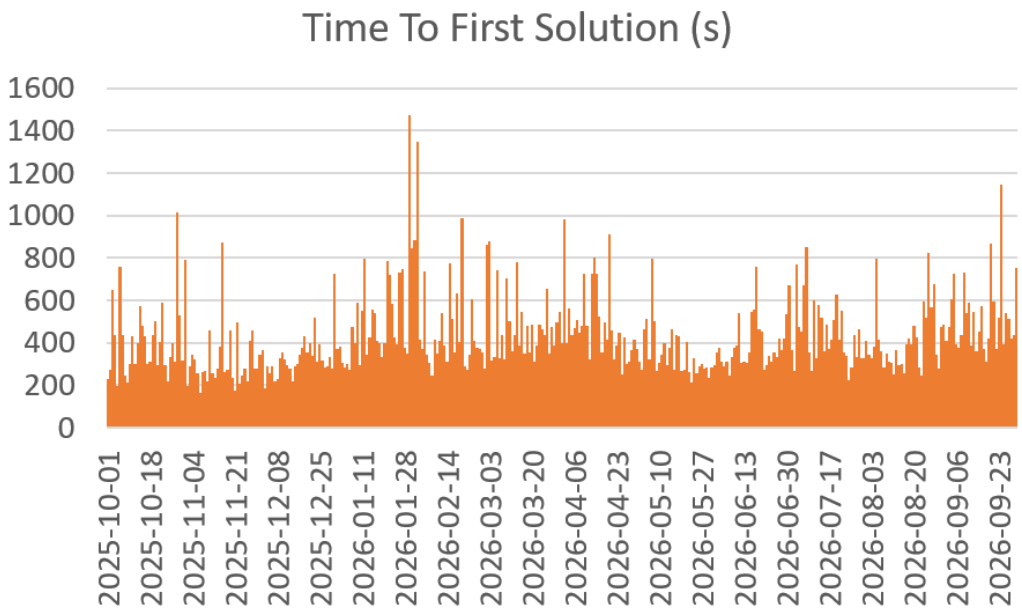

SDAC 15 Min MTU

Statistics on Algorithm in Last 365 Days: Curves / SCO Usage

- The number of curve points increased from ~400 to the current level after the 15-minute MTU go-live and has remained stable since
- Number of scalable complex orders have decreased since go-live of 15 MTU (previously ~60 per day)

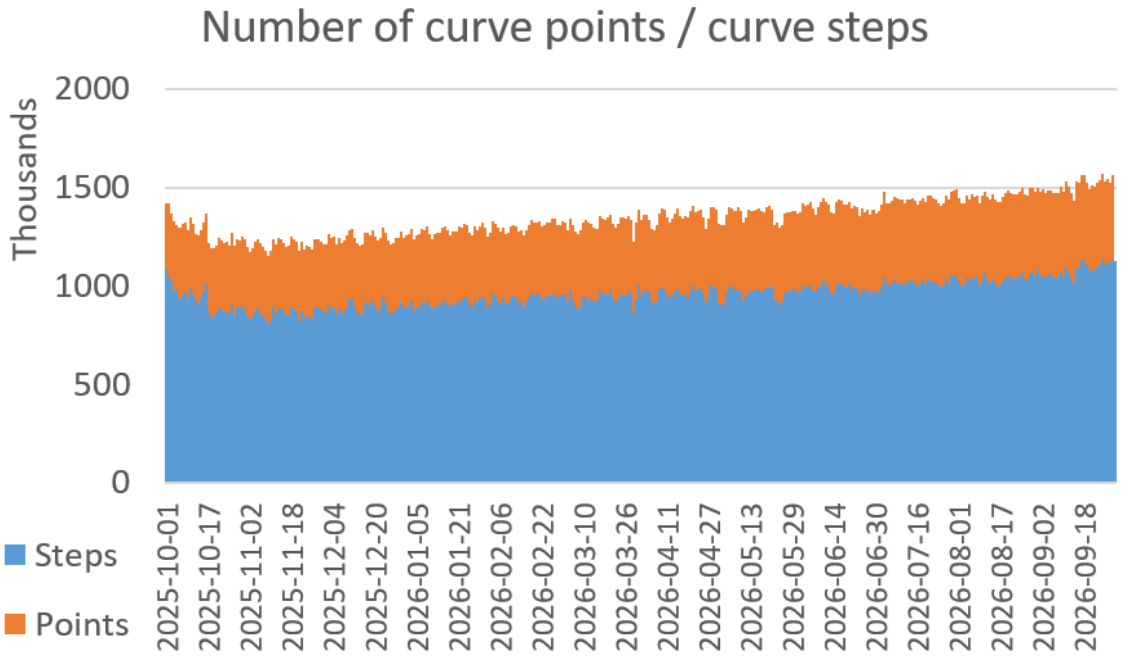

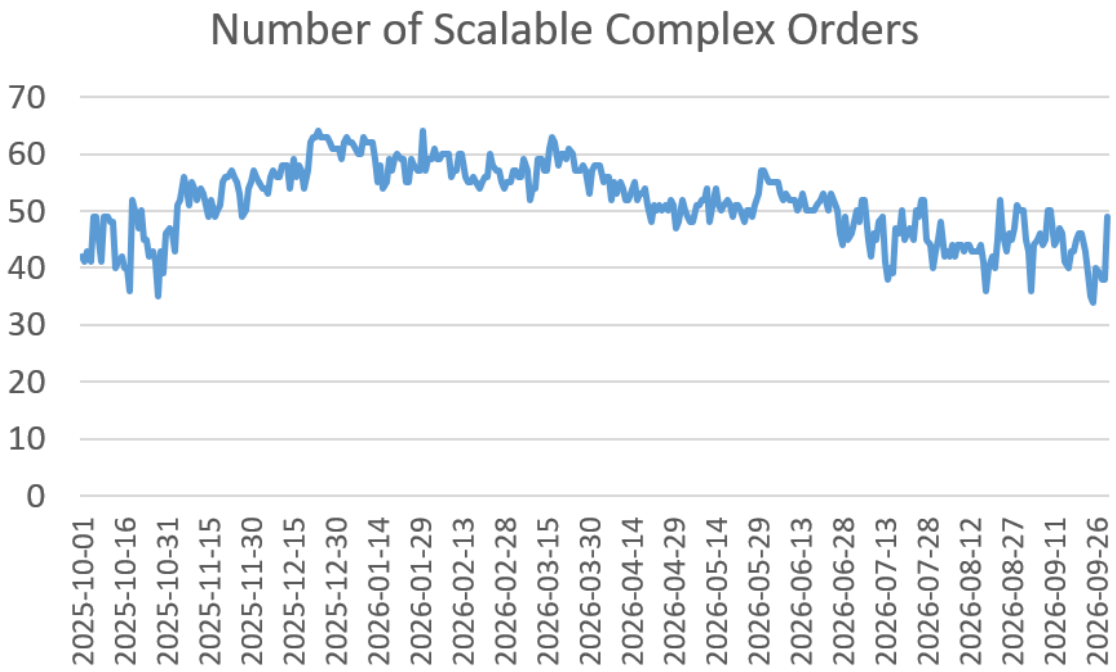

SDAC 15 Min MTU

Statistics on Algorithm in Last 365 Days: Block Order Usage

Number of block orders have slightly increased since 15 MTU go-live

Numbers prior 15 MTU go-live:

- Total number of blocks (TN_BO-CO1) were appx. 2000 per day
- Total number of exclusive groups were below 250 per day
- Total number of linked families has being between 100 and 200 per day

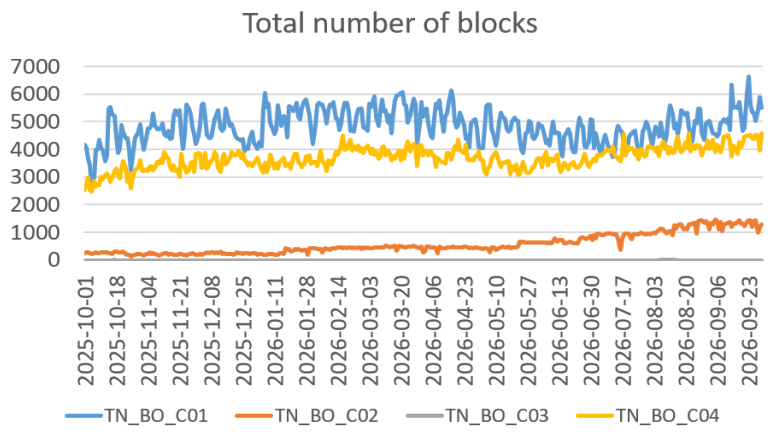

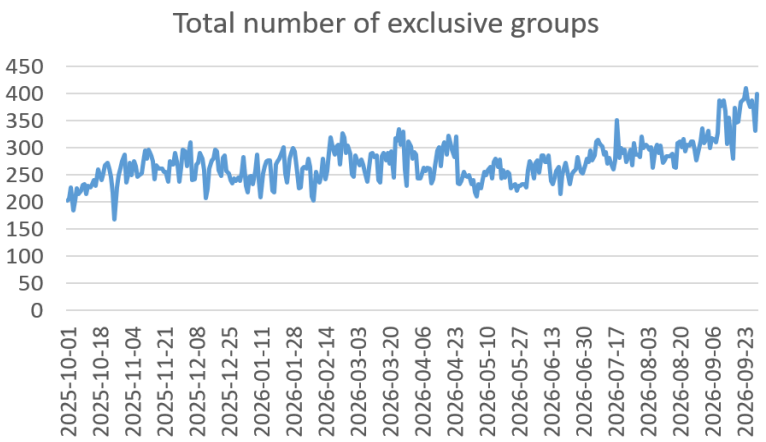

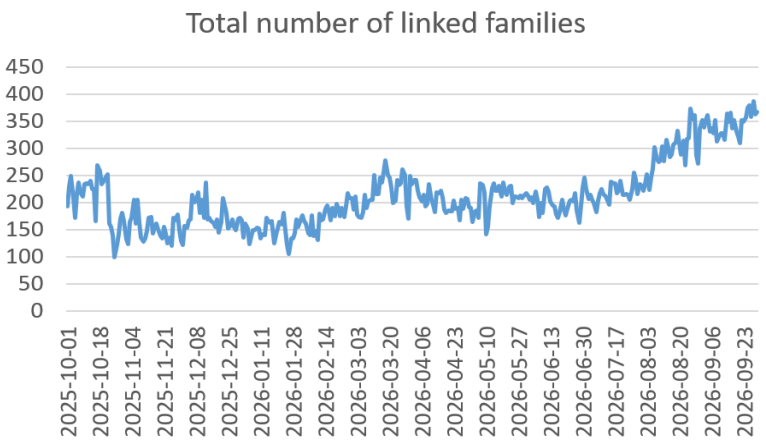

SDAC 15 Min MTU

Statistics on Algorithm in Last 365 Days: Volumes

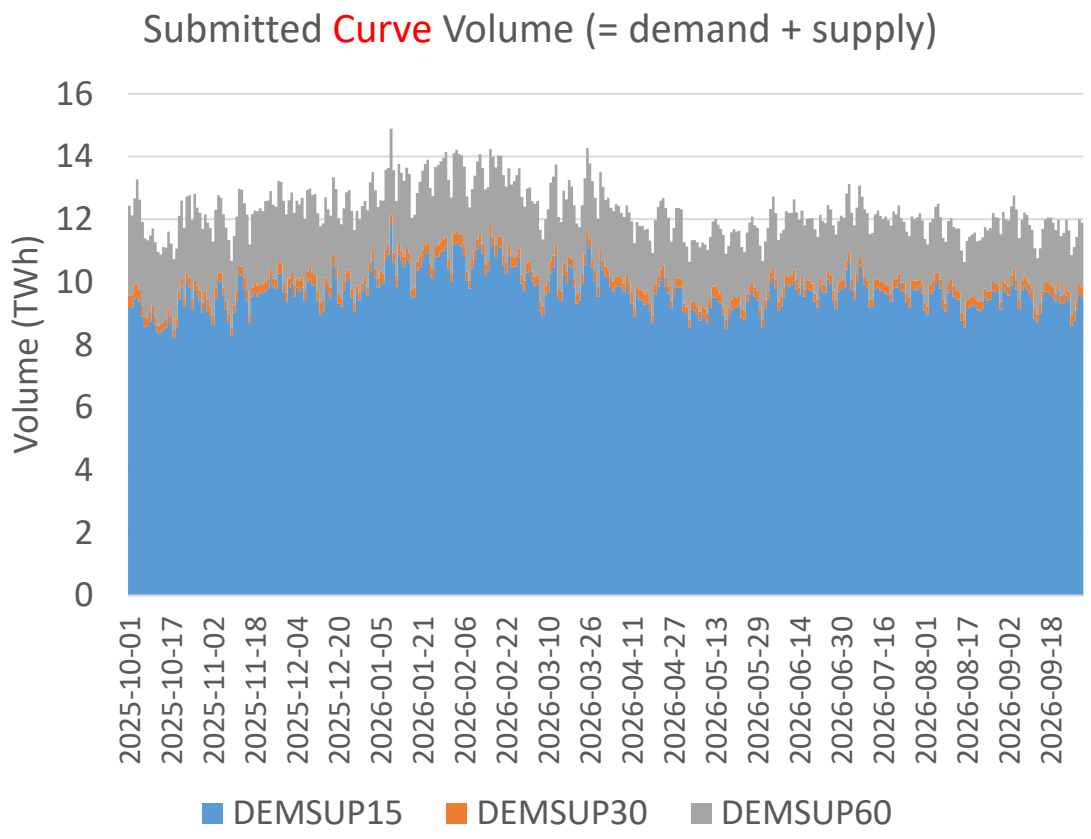

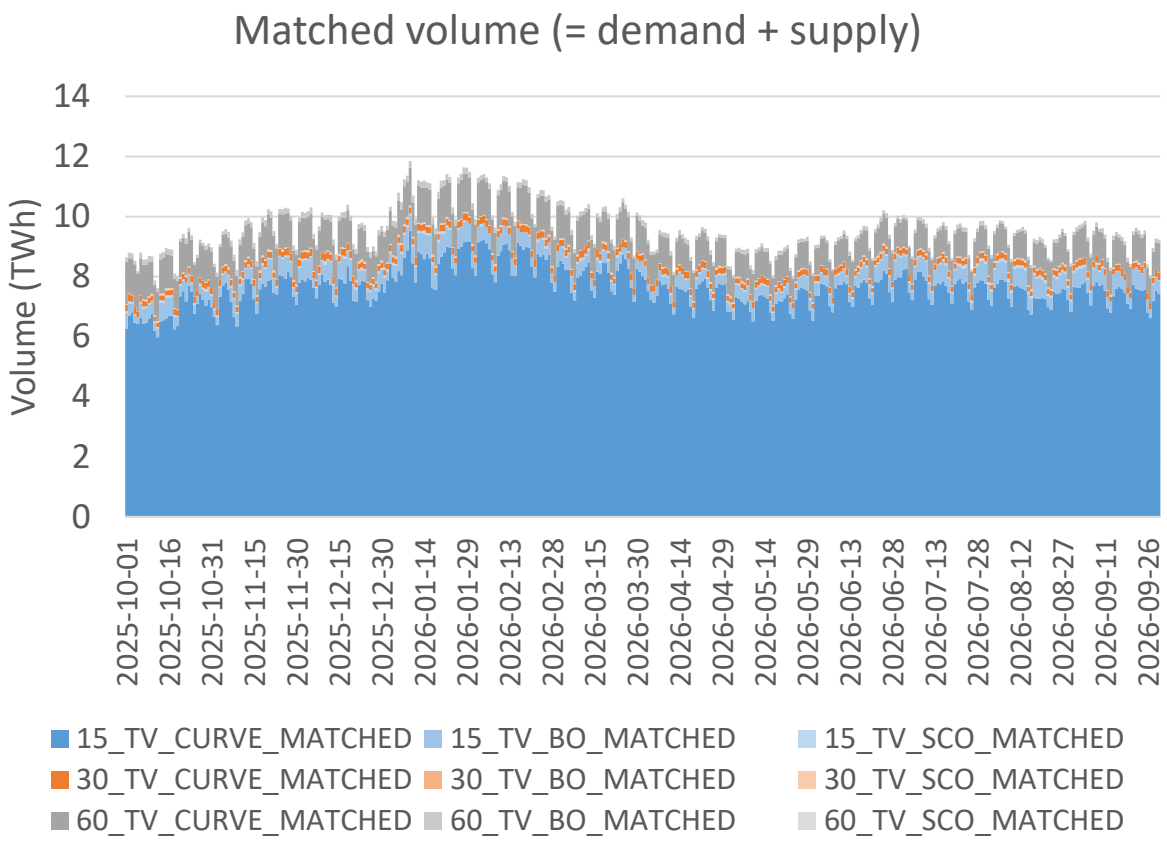

SDAC 15 Min MTU

Statistics on Algorithm in Last 365 Days: Effective Usage Network

Number of FB constrains increased fourfold after 15 MTU go-live and Core AHC increased number of constrains to the level of ~25 000 per day

Core AHC go-live in June 2026 impacted to the number of Bidding zones and number of Bidding zone borders

- Bidding zones:
  - Before 11 June 2026: 72 (15/30 MTU:70/2)
  - After 11 June 2026: 81 (15/30 MTU:79/2)
- Bidding zone borders:
  - Before 11 June 2026: 100 (15/30/60:96/1/3)
  - After 11 June 2026: 109 (15/30/60:105/1/3)

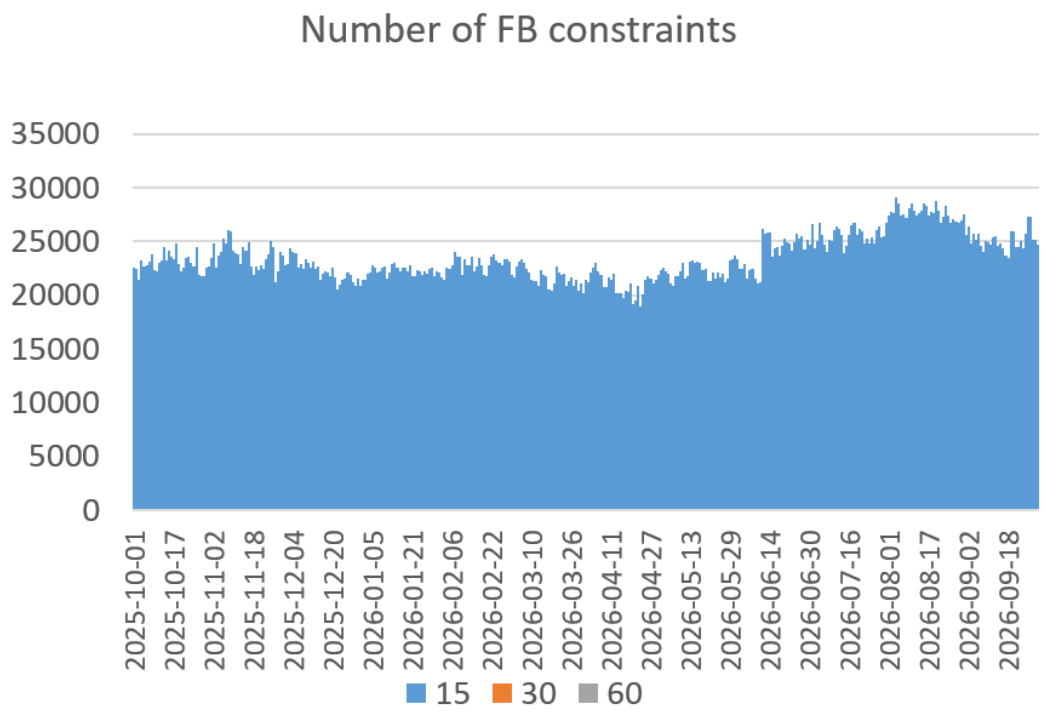

Scalability Report

Executive summary

The Scalability Assessment for 2027–2029 shows that both the simulated scenarios are compliant with the scalability thresholds. Thanks to the accomplished R&D, the expected go-lives in SDAC are supported by the coupling algorithm under scalability requirements, while additional R&D efforts are already in place to safeguard the future algorithm performance and market needs.

Regarding IDAs, the future scenarios result to be supported by the price algorithm. Since the IDAs are still evolving, the extracted growth figures will need to be adapted accordingly. This is expected to self correct in future scalability studies/reports.

Scalability Report 2025: [LINK]

Scalability Report

The scalability of the algorithm for SDAC and IDAs is assessed, simulating the performance of the scalability indicator in relation to the expected evolution of foreseen requests for change (RfCs) included in the roadmap, as well as to the projected growth in usage of the requirements.

This exercise is carried out for the 2027-29 period, as understood at the end of 2025, and using EUPHEMIA version 12.1, which is foreseen to be in production when the evaluated RfCs are planned for go-live.

The main changes in the Roadmap starting from 2027, include the go-live of Core Advanced Hybrid Coupling (AHC) in SDAC (June 2026) and several geographical expansions of NEMOs activities such as EPEX to the Baltics, EXAA to the Netherlands, Belgium, and France, as well as ETPA's accession in DA with their entry in NL and DE.

Beyond 2027, the main changes foreseen in SDAC include the merging of the Core and Italy North Capacity Calculation Regions into the Central Europe Capacity Calculation Region, integration of the Single Electricity Market (SEM) into SDAC upon go-live of the Celtic Interconnector, as well as the accession of EnC countries.

EUPHEMIA finds solutions for all simulation sessions, always within the scalability thresholds.

“Thanks to the accomplished R&D, the go-lives expected in SDAC result to be supported by the coupling algorithm with a good performance”

Roadmap

The Roadmap anticipates the impact of RfCs expected to go-live in the next three years. Based on this two scenarios have been tested for 2027 (Y+1) and 2029 (Y+3) following the relevant provisions of the Algorithm Methodology.

- Scenario 1: including the anticipated usage of existing products and requirements in 2027. This includes changes such as Core Advanced Hybrid Coupling, several increases in product usages and several NEMO extensions (EPEX in Baltics, EXAA in NL, BE, FR, ETPA in NL, DE).
- Scenario 2: including the anticipated usage of existing products and requirements in 2029. This includes the integration of EnC BZs into SDAC and the go-live of the Celtic Interconnector.

ANTICIPATED USAGE

The expected usage of products and requirements reflects the actual usage recorded in 2025 and projected to 2027–2029 by applying the historical usage growth of each product/requirement projected into the future. The assumptions followed for EnC BZs inclusion for 2029 scenario have been reported in the Scope RfCs table and further details are illustrated on the anticipated usage table.

The large increase of the usage values reflects not only the multi-year growth rate but also the fourfold increase in the size of the problem due to the shift to 15-min products. Since Euphemia supports cross-product matching, for sessions prior to go-live of 15-min MTU in 2025, we reflect an assumption that 80% of Curve orders will become 15-minute orders, i.e. quadrupling their number. The remaining 20% will stay as 60-minute orders. Finally, Scalable MIC/MP and Load Gradient orders follow the time resolution of their bidding zone (15 minutes in Spain and Portugal, but 30 minutes in the Republic of Ireland and Northern Ireland). From 2025.10.01, 15-min products are already included in the actual orderbooks, so no conversion of orders was required.

Network data are also quadrupled when switching to the 15-min

SDAC Fallback Improvements

Karol Nicia (MCCG)

Lara Visone, Gergő Holló (FEG)

Darija Sinovčić (Core OPSCOM)

Milos Tomic, Ole Knop (SDAC OPSCOM)

Q&A via **Slido.com**
Enter code: **1184334**

SDAC

SDAC Fallback Improvements

Main Takeaways from the 14/10 PCG Workshop

Background

- NEMOs, TSOs, ACER, and NRAs are continuing the investigation into operational robustness.
- In Q1 2026 MCCG, an update on all measures was provided.
- Through dedicated PCG workshops, NEMOs and TSOs are engaged with ACER to propose measures and are coordinating on their implementation or analysis. The latest WS was on 14/10.

WS1 – Prevention of Partial Decoupling

- NEMOs are still in the process of implementing the new daily operational process for orderbook early pre-check and validation. With this change, each NEMO will generate a "test" order book before GCT to validate LTS functionality earlier in the day. The timings and process (3-pillar framework with KPIs) was presented in 08/07 MCCG.
  - It is clarified that the process is already implemented on central level. The NEMOs that already perform the daily check include: EPEX, Nord Pool EMCO, OMIE, BSP, HUPX, SEMOpx, CROPEX, IBEX, BRM, EXAA, HENEX, OTE, OPCOM, GEM, and OKTE. The remaining parties are expected to implement the functionality in their LTS by the end of Q4 2026.
- NEMOs will report on the status of the process following final confirmation on completion of the implementation process (expected in 2027).

SDAC Fallback Improvements

Main Takeaways from the 14/10 PCG Workshop

WS2 – Relaxing the 15.30 Nomination Deadline

- TSOs previously confirmed that under the assumption that shadow auctions are removed and Intraday Continuous Trading (SIDC CT)* becomes the fallback process for cross-border capacities allocation, the nomination deadlines can be postponed to 16:00 in case of full decoupling.
- A survey was conducted with market parties for SIDC CT as fallback for capacity allocation. The outcomes of the survey is covered as part of WS4.

WS3 – Further Optimisation of Operational Timeline/Procedures

- NEMOs and TSOs will continue the analysis of existing procedures and timings to identify opportunities and propose further improvements to be reported in future workshop(s).

*Other alternatives than SIDC CT as fallback for CZC allocation are currently being discussed. The postponement of nomination deadlines has only been assessed with this scenario up to now. If any other alternative is chosen, TSOs will have to reassess its position.

SDAC Fallback Improvements

Main Takeaways from the 14/10 PCG Workshop

WS4 – SIDC CT as Fallback for Capacity Allocation

- FEG presented the outcome of its assessment of the fallback options under consideration. (see slide)

WS5 – Preventing Multiple SDAC Prices Within BZs in Case of Partial Decoupling

- Core NEMOs and TSOs shared the latest status of the implementation of Volume Allocation in Core MNA bidding zones. (see slide)

WS6 – Ensuring a Single SDAC Reference Price in Every Bidding Zone in Case of Full Decoupling

- FEG presented the outcome of its assessment of the fallback options under consideration. (see slide)

SDAC Fallback Improvements – WS4 & WS6 (1/2)

Investigated Fallback Options

Investigated fallback options

Different mechanism for CZC allocation and volume clearing + price formation

#	Name of fallback option	CZC allocation**	Volume clearing	Unique SDAC reference price formation
#1	**CZC goes to SIDC CT +DA volume allocation (shared/individual)**	Cross-border continuous trading	-Volume Allocation (shared among NEMOs/locally executed) -SIDC CT opens as usual	TBD. **For example** from SIDC (index) or historical SDAC prices
#2	**CZC goes to SIDC CT +Intra-BZ DA auction***	Cross-border continuous trading	DA intra-BZ auction with shared order book of NEMOs active on the BZ	DA results from the intra-BZ auction

Same mechanism for CZC allocation and volume clearing + price formation

#	Name of fallback option	CZC allocation**	Volume clearing	Unique SDAC reference price formation
#3	**CZC goes to SIDC CT +only SIDC CT volume clearing**	Cross-border continuous trading	Cross-border continuous trading (no possibility for matching in DA)	WAP calculated based on trades executed on the day of fallback for D+1, within a defined time window
#4	**Regional Coupling**	Coupling	Coupling	Coupling
#5	**Usage of IDA instrument**	Coupling	Coupling	Coupling

*Option #3 is applicable also to non-MNA areas, as monopoly NEMOs will run local auctions
** Not considering external Core borders

SDAC Fallback Improvements – WS4 & WS6 (2/2)

Investigated Fallback Options

NEMOs and TSOs presented their assessment and discussed it with ACER in the last PCG WS. The assessment lists the alternative options and provides an initial evaluation based on several aspects like operational feasibility, price reliability, volume clearing, congestion income, etc.

In their assessment, NEMOs and TSOs assume that regional coupling will continue to be applied in those regions where it currently serves as the fallback mechanism, maintaining the existing approach whereby no SIDC Continuous trading (CT) process is initiated prior to the completion of the regional fallback process. Likewise, it is assumed that non-MNA bidding zones currently relying on local auctions as a fallback mechanism for volume and price determination will continue to do so in accordance with the existing process.

Focus will be on the removal of the risk of price multiplicity, in case of Full Decoupling, in the Core MNA zones (WS6).

SDAC Fallback Improvements – WS5

Volume Allocation: Overview of Implementation Timeline

Status of volume allocation implementation

NEMO	Status	Implementation timeline
BSP		To be implemented with introduction of Slovenian MNA (not yet present at time of writing)
BRM		Live as of 10/09/2026
CROPEX		To be implemented with introduction of Croatian MNA. Without multiple NEMOs, volume allocation is not possible.
EPEX		
EXAA		
Nord Pool		
OPCOM		
TGE		Expected end of 2026: technical implementation ongoing; consent on necessary changes in our internal regulations from Polish Financial Supervision Commission pending

Open point on timings

- Core NEMOs and TSOs have a discussion on the timings of the closure of the reception of volume allocation requests. MCCG will be informed once this is finalised.

SDAC Fallback Improvements

Training Session With Market Participants – Full Decoupling and Shadow Auctions

Background

- On 03/06, the NEMOs, TSOs, and JAO conducted one of the biannual Full Decoupling training sessions. The exercise, supervised by SDAC OPSCOM, was designed to enhance market participants' preparedness in the event of a decoupling situation by providing an opportunity to practice rarely activated fallback procedures, including Shadow Auctions following a Full Decoupling and subsequent nomination process.
- The initial phase of the exercise, including the exchange of operational communications and activities leading up to the declaration of Full Decoupling, was completed successfully. However, during the Shadow Auctions process, an issue occurred within the JAO system that prevented the publication of auction results for several borders, primarily affecting the external borders of the Core region.
- Following the training session, JAO launched an internal investigation to determine the root cause of the incident. The investigation concluded that the issue resulted from a manual operational error. To reduce the likelihood of similar issues during future training sessions, JAO has committed to implementing a series of process improvements. These measures include enhancing pre-test preparation activities, strengthening verification procedures, and providing additional training to operational personnel, among other initiatives.

Updates

- Based on JAO's commitment to implement process improvements, together with the additional enhancements made to the process checklist and pre-dry-run activities since the previous training session, SDAC OPSCOM has decided to proceed with the organization of the next member training.
- The next member training is scheduled to take place on 25 November 2026.
- To leverage the process improvements introduced since the previous training session, the exercise will once again focus on a Full Decoupling scenario, specifically covering the cancellation of preliminary results, a subsequent second market calculation, and the declaration of Full Decoupling.
- SDAC OPSCOM highly values input from Market Parties and encourages the submission of feedback, comments, and proposals for improvement regarding both the test scenarios and the overall training process.

30 Min IDCZGCT Updates

Gergő Holló (30 Minute IDCZGCT SPoC)

Q&A via **Slido.com**
Enter code: **1184334**

SIDC

30 Min IDCZGCT

Update on Derogations and Planned Go-Lives

- TSOs have updated their go-live plans for the upcoming period:

Borders	Planned go-live
NL-DE	16/11/2026
BG-RO	24/03/2027
HU-RO	31/03/2027
HU-AT	31/03/2027
HU-SI	31/03/2027
HU-HR	31/03/2027
SE-FI	31/03/2027
SE-DE	Together with go-live in SIDC
SE-LT	31/03/2027
BE-NL	01/04/2027
BE-DE	01/04/2027
Remaining borders**	Q4 2028

- Please check this section on ENTSO-E website for more detailed information.

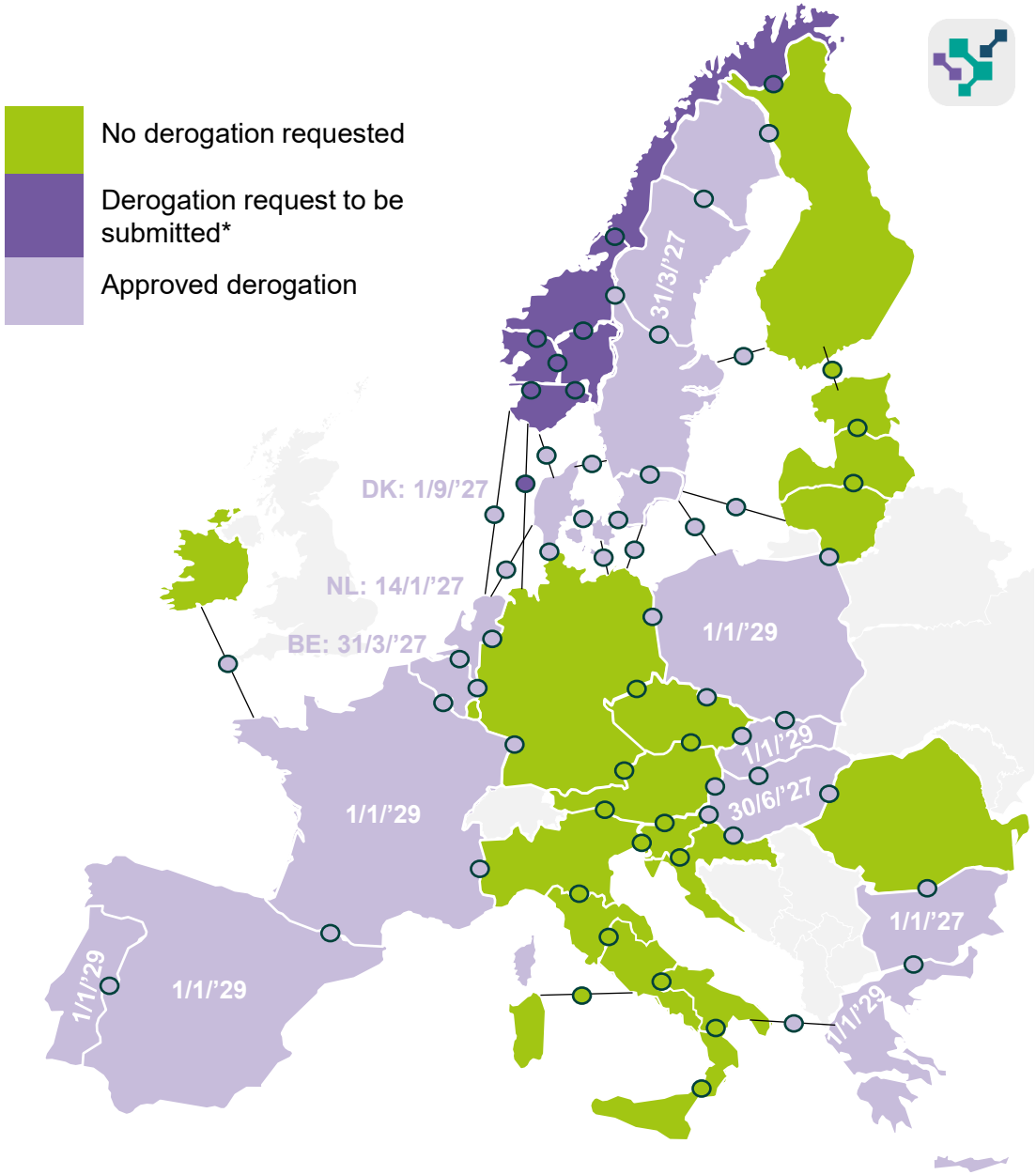

* Derogation request will only be officially submitted by Statnett after transposition of relevant regulation in Norway.
** Energinet has appealed the derogation decision by the Danish Regulator. Planning will be updated later.

SIDC configuration overview
As of today

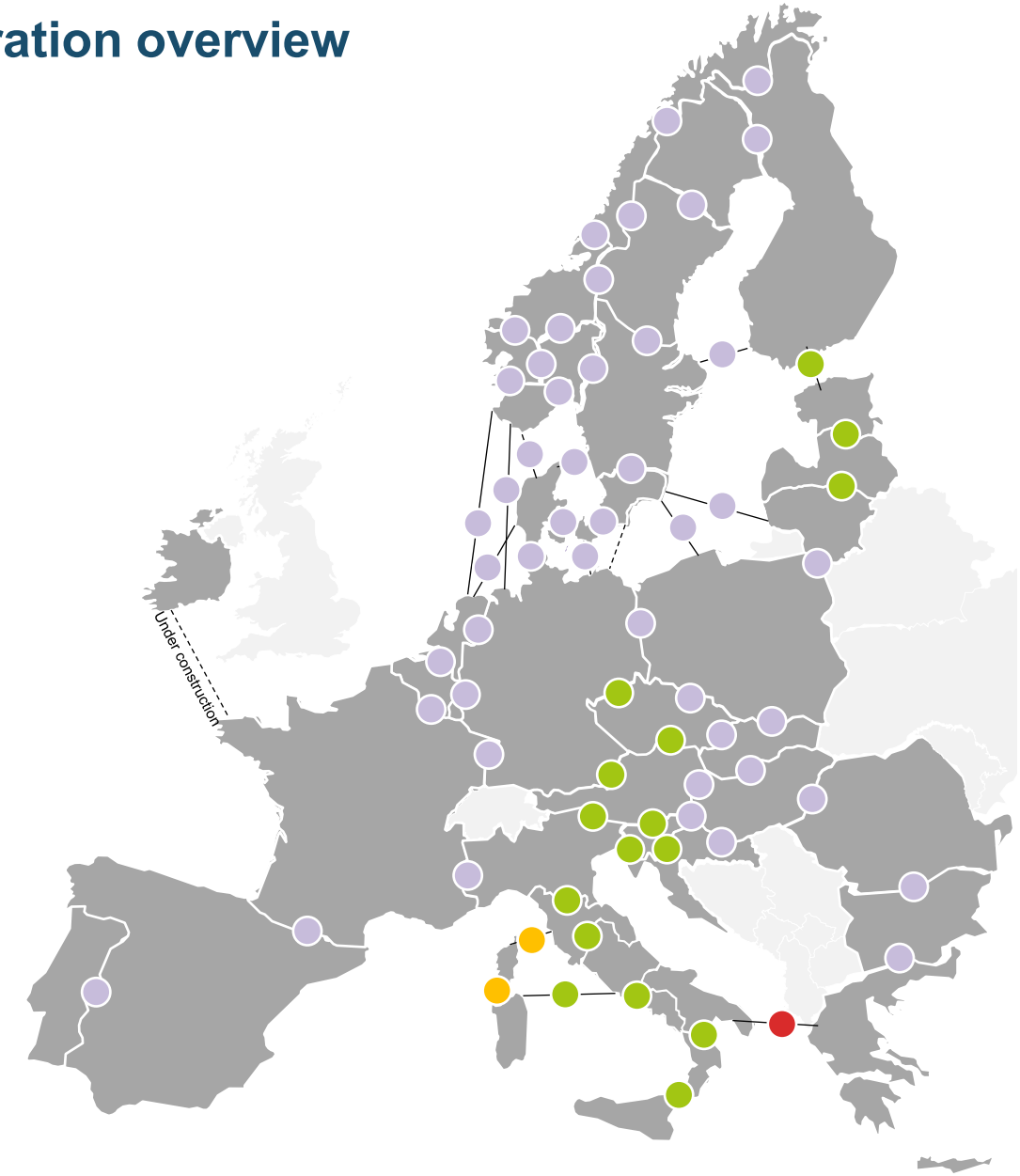

Cross-zonal gate configuration

Operational time unit / contract resolution / gate closure, per border

4 configurations

across 67 bidding zone borders

OTU 15 / 15-min contracts
Gate closes 30 min before delivery · 16 borders

OTU 15 / 15-min contracts
Gate closes 60 min before delivery · 48 borders

OTU 60 / 60-min contracts
Gate closes 30 min before delivery · 2 borders

OTU 60 / 60-min contracts
Gate closes 60 min before delivery · 1 border

HVDC interconnector operational in SIDC

HVDC interconnector not yet operational in SIDC

SIDC configuration overview
As of 16/11/2026

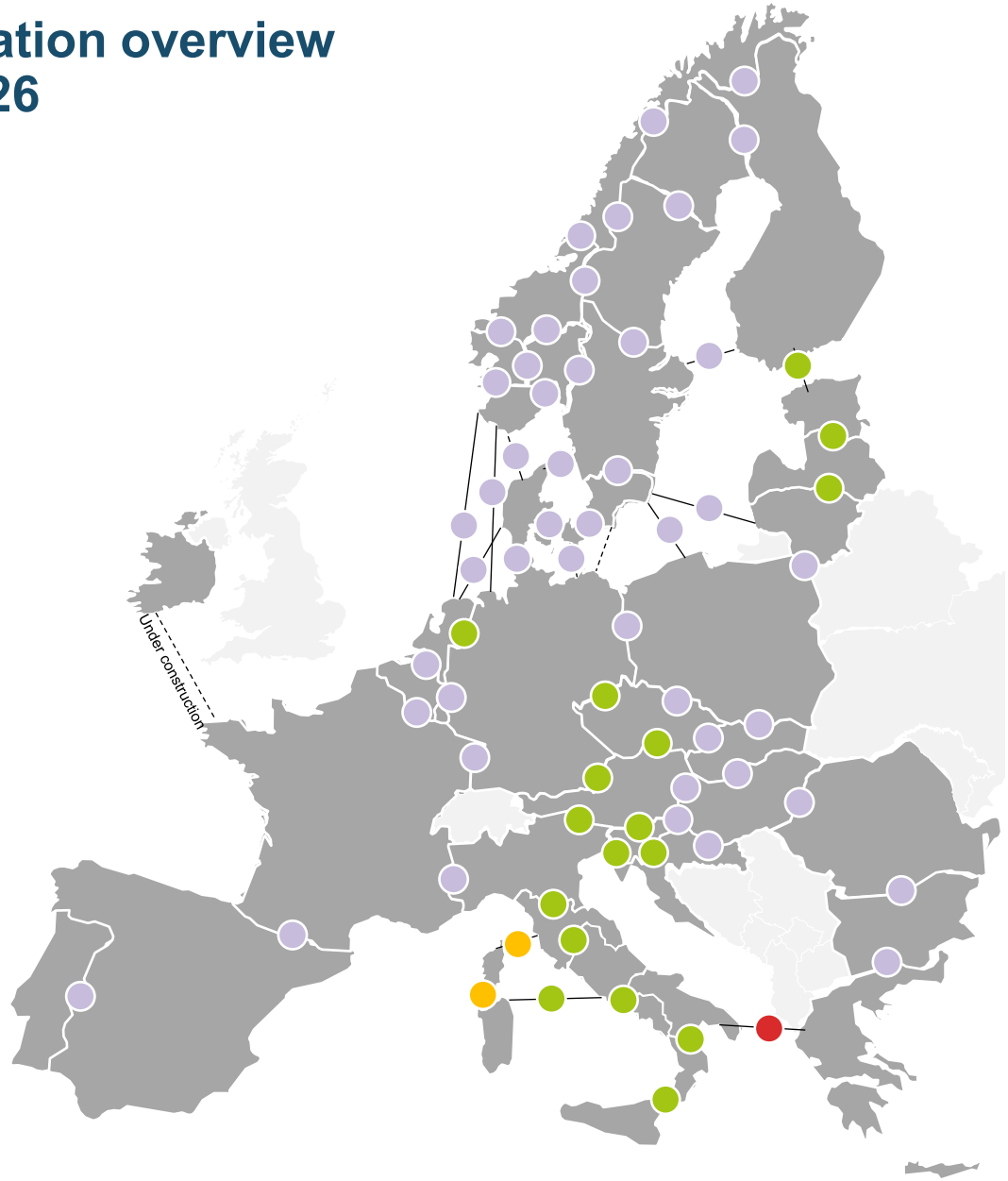

Cross-zonal gate configuration

Operational time unit / contract resolution / gate closure, per border

4 configurations

across 67 bidding zone borders

- **OTU 15 / 15-min contracts**
  Gate closes 30 min before delivery · 17 borders
- **OTU 15 / 15-min contracts**
  Gate closes 60 min before delivery · 47 borders
- **OTU 60 / 60-min contracts**
  Gate closes 30 min before delivery · 2 borders
- **OTU 60 / 60-min contracts**
  Gate closes 60 min before delivery · 1 border

HVDC interconnector operational in SIDC

HVDC interconnector not yet operational in SIDC

Based on the current go-live plans, subject to confirmation by relevant parties.

SIDC configuration overview
As of 01/04/2027

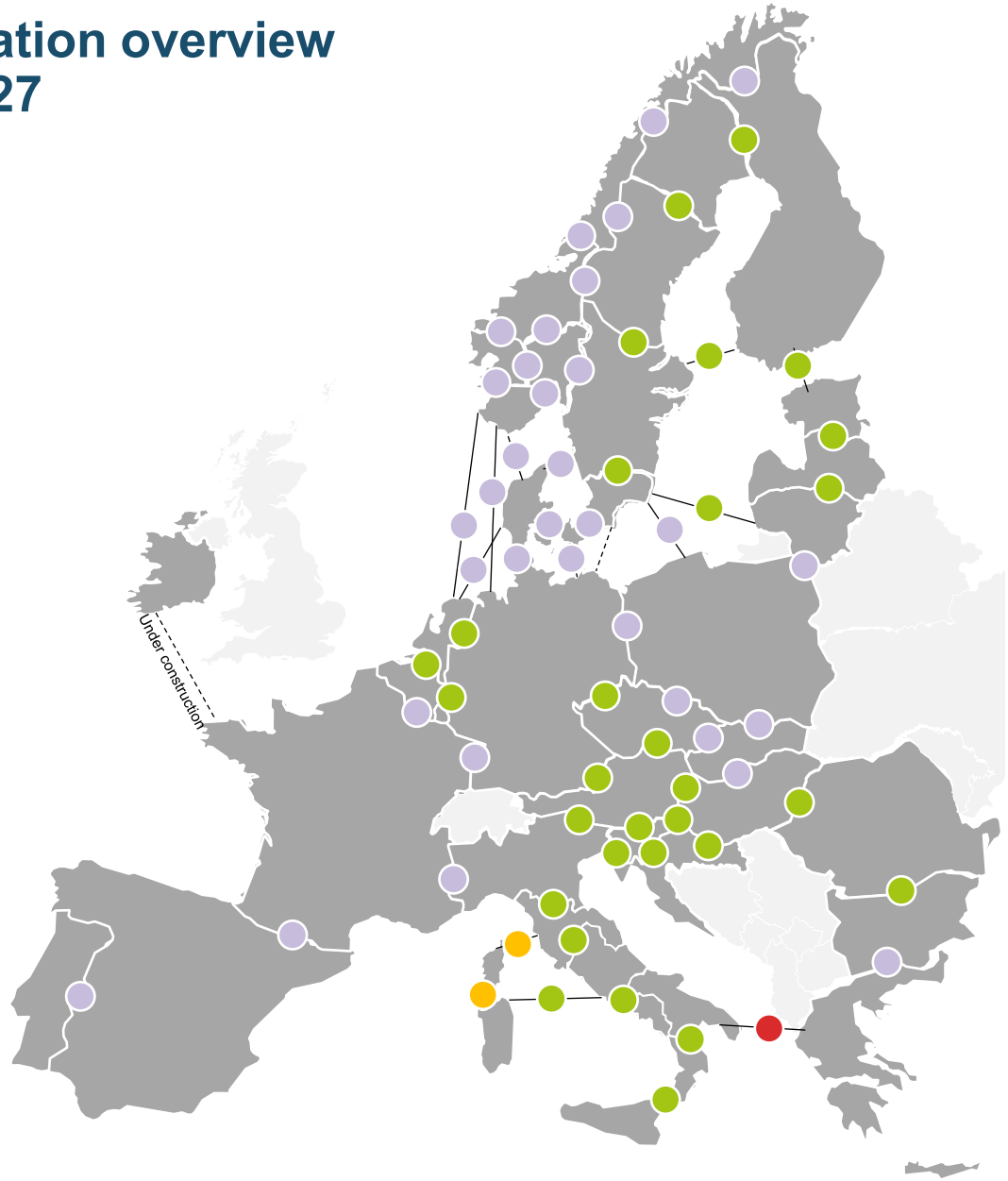

Cross-zonal gate configuration

Operational time unit / contract resolution / gate closure, per border

4 configurations

across 67 bidding zone borders

OTU 15 / 15-min contracts
Gate closes 30 min before delivery · 31 borders

OTU 15 / 15-min contracts
Gate closes 60 min before delivery · 33 borders

OTU 60 / 60-min contracts
Gate closes 30 min before delivery · 2 borders

OTU 60 / 60-min contracts
Gate closes 60 min before delivery · 1 border

HVDC interconnector operational in SIDC

HVDC interconnector not yet operational in SIDC

Based on the current go-live plans, subject to confirmation by relevant parties.

SDAC Storage Orders Public Consultation

Marja Eronen (SDAC MSD)

Q&A via **Slido.com**
Enter code: **1184334**

SDAC

SDAC Storage Orders

Update

Background

- NEMOs and TSOs are developing a new order type – storage order - to support bidding for systems that can buy and sell energy during the same day. Target Go-Live is end 2027.

Update – Public Consultation

- **Public consultation was held from 01/06 - 14/07 2026**, including a webinar on 16/06.
  - NEMOs and TSOs would like to thank all market participants for their high interest in the public consultation (300+ participants attended the webinar) and for submitting the answers!
  - All documents related to the public consultation (webinar presentation and recording, detailed pdf description, Q&A document) are available on NEMO Committee and ENTSO-E websites.
- In total **39 answers were received, all SDAC bidding zones were covered** in the responses to the public consultation.
  - Responses were received from individual traders, storage assets owners, aggregators, as well as associations such as Eurelectric and national associations.
- NEMOs and TSOs in SDAC MSD are now working on the new data for final simulations, which will consider the input from the public consultation as well as the expected future market. **The final decisions on the concept will be taken only after the simulations will be performed and the results analysed.**

Key takeaways: The public consultation attracted many market participants and provided valuable inputs from them, which are considered in the finalisation of the storage order concept. Final simulations are to be performed.

SDAC Storage Orders

Update

Public Consultation – General Points Raised in the Answers

- **Respondents highly welcomed the introduction of the storage order type**
- Respondents provided many suggestions on **potential additional parameters** to better reflect their needs especially regarding the pumped hydro storage systems, though they highlighted that additional parameters should not be introduced if they have large negative algorithm performance impact.
  - SDAC MSD has been assessing all the proposed parameters, and whether it is possible to include them to the design or not. **Several of the proposed parameters have been included in the final prototype**, the rest of the parameters had to be discarded due to high expected impact on the algorithm performance (see the comments in the following slides). See the list of the currently considered parameters in the following slides (Please note that the final list of the parameters is still subject to change depending on the final simulations).
- Some questions were raised by the respondents regarding whether there will be any impact on the calculation time of the algorithm and the publication of DA results.
  - SDAC MSD would like to stress that no extension of calculation time nor changes to any other market coupling session timings are considered in relation to the introduction of storage orders.
- Respondents confirmed the assumption that the storage order type would be used largely for batteries and hydro pump stations, which will also be considered in the final simulations.
- From the answers, it seemed that it was not clear which granularities will be supported for the storage orders.
  - SDAC MSD confirms that **all available granularities (15', 30', 60') will be supported for the storage order by the algorithm** (Note: the availability depends on the individual NEMO offering in the individual bidding zones).

Key takeaways: The public consultation attracted many market participants and provided valuable inputs from them, which are considered in the finalisation of the storage order concept. Final simulations are to be performed.

SDAC Storage Orders

Update

Storage Order Adjusted Parameters Based on Market Participant's Feedback

- Storage Order (SO) is optimally allocated across periods (15'/30'/60') by Euphemia using the following parameters that are considered for defining the SO. The adjustments to the parameters reflecting the market participants' feedback in the public consultation are highlighted in blue (please note that the final list of the parameters is still subject to change depending on the final simulations results).
  - **Required parameters** for SO:
    - Maximum energy stored (One per period, MWh)
    - Maximum input power (One per period, MW)
    - Maximum output power (One per period, MW)
    - ~~Cycling costs (One per order, €/MWh)~~ Replaced by two parameters:
      - Costs for charging (One per period, €/MWh)
      - Costs for discharging (One per period, €/MWh)
    - ~~Efficiency (One per order, %)default 100%~~ Replaced by two parameters:
      - Efficiency for charging (One per order, %)
      - Efficiency for discharging (One per order, %)

Cycling cost was in the original design only taken into account during discharging. MPs wanted it to be included in both directions and also with varying values throughout the day, which is now reflected.

Efficiency was in the original design taken into account only during charging. MPs wanted it to be represented in both directions, which is now reflected.
Additionally, no default value will be considered for efficiency, as per the request of MPs.

Key takeaways: Additional parameters were included in the storage order design reflecting the feedback from market participants in the public consultation.

SDAC Storage Orders

Update

Storage Order Adjusted Parameters Based on Market Participant's Feedback

- Storage Order (SO) is optimally allocated across periods (15'/30'/60') by Euphemia using the following parameters that are considered for defining the SO. The adjustments to the parameters reflecting the market participants' feedback in the public consultation are highlighted in blue (please note that the final list of the parameters is still subject to change depending on the final simulations results).
  - **Optional parameters** for SO (in case not specified the default value is used):
    - Starting energy stored (one per order, MWh), default 0
    - Minimum energy stored (one per period, MWh), default 0
    - Value given to energy stored at the end of the day (one per order, €/MWh), default 0
    - Maximum charged energy over the whole day (one per order, MWh)
    - Maximum discharged energy over the whole day (one per order, MWh)

MPs emphasized the need to introduce a parameter limiting the number of cycles. Adding two parameters representing the **max charged/discharged energy over the whole day** has the least impact on the algorithm, while still serving the desired purpose (it does not limit the number of switches between charging/discharging, but limits the overall charged/discharged energy over the whole day). Limiting the number of switches would not be feasible due to the substantial complexity that it would bring to the algorithm.

Key takeaways: Additional parameters were included in the storage order design reflecting the feedback from market participants in the public consultation.

SDAC Storage Orders

Questions from MPs

- **Which parameters that were proposed by market participants in the PC were not included in the final design and why?**
  - SDAC MSD assessed all the parameters proposed by market participants in the responses to the public consultation. Several proposed parameters were included as explained on the previous slide or have been already part of the design before. The remaining parameters could not be included due to the expected high-performance impact, the discarded parameters includes mainly the following:
    - Minimum duration (number of periods) the asset must remain in a specific state (charging/discharging) before switching – high-performance impact
    - Minimum duration (number of periods) with no injection or withdrawal between different modes, alternatively ramping constraints – while the impact of ramping constraints was assessed to be lower than that of min. duration parameter, it was nevertheless considered to be still significant and not acceptable from the algorithm performance perspective.
    - Minimum charged and minimum discharged energy per period – high-performance impact
    - Minimum energy stored over the whole day – high-performance impact and risk of paradoxical rejection
- **Are Storage Orders mature enough to add to the SDAC Roadmap?**
  - Yes, they are mature enough to be included. For now, the expectation is that they will be included in Euphemia version 12.3 (E12.3), which is the first Euphemia version, in which the storage orders can be included. This means that NEMOs can provide them to the market participants the earliest at the go-live of E12.3, which is currently expected around Q4 2027 - Q1 2028 (Please note that current production version is E12.0, so there are still versions E12.1 and E12.2 scheduled before the E12.3).

SDAC Storage Orders

Questions from MPs

- **Which parameters are available that would allow the product to be also applied for the hydro pump storage?**
  - All the parameters presented on the previous slide are also intended to be applied for the hydro pump storage systems. While not all proposed parameters in the public consultation could have been included in the final set of the available parameters (as explained above), the final set of parameters is expected to adequately support the intended functionalities and fulfil the objectives while considering the algorithm performance. Please note that especially the following could be considered by MPs:
    - MPs can make use of the largest available granularity of the storage order, namely the 60' storage order (depending on the individual NEMO product granularity offering). In that case, all parameters defined on per-period basis are to be specified only for each 60' interval. The resulting charging and discharging energy profiles can only change between consecutive 60' periods, considering the constraints given by the input parameters.
    - Regarding the individual parameters, MPs can consider proper representation of the asset especially (but not only) through the following parameters:
      - Newly added parameters max charged and discharged energy over the whole day (limiting the overall charged and discharged energy)
      - Min energy stored defined for each period (minimum amount of energy to be kept in the asset in each period)
      - Max output and input power defined for each period (limiting the charged/discharged energy for each period, also 0 can be entered for some periods)
      - The remaining parameters can be also adjusted to achieve the intended outcomes, e.g max energy stored, charging/discharging costs or end-of-day-value

SDAC Storage Orders

Regulatory considerations

Please note the following:

- ACER has informed us that the upcoming entry into force of CACM 2.0 may affect the process for implementing regulatory changes. While we will make the effort to prepare the required amendments and initiate the regulatory review process, we cannot guarantee that the changes will be implemented before CACM 2.0 enters into force.
- Should CACM 2.0 enter into force before this process is completed, the proposed changes may need to be incorporated into the broader CACM 2.0 implementation process, together with other required amendments. This could result in a longer regulatory implementation timeline, which could impact the Go-live of Storage Orders.

Key takeaways: If CACM 2.0 arrives during the regulatory amendment process for Storage Orders (drafting, public consultation, ACER approval, etc.), it might create a risk for the go-live of storage orders by forcing it to be grouped with other required amendments.

IT Infrastructure assessment

MCCG OCT 2026

Jan Rönnback (ITA TF)

Q&A via **Slido.com**
Enter code: **1184334**

MCSC

The work has been focused on documenting current systems based on regional HLA´s and system documentation as well as collecting pain points

Regional HLA's

System & process performance

Central system documentation

Pain points

Current state

+

Categorised pain points

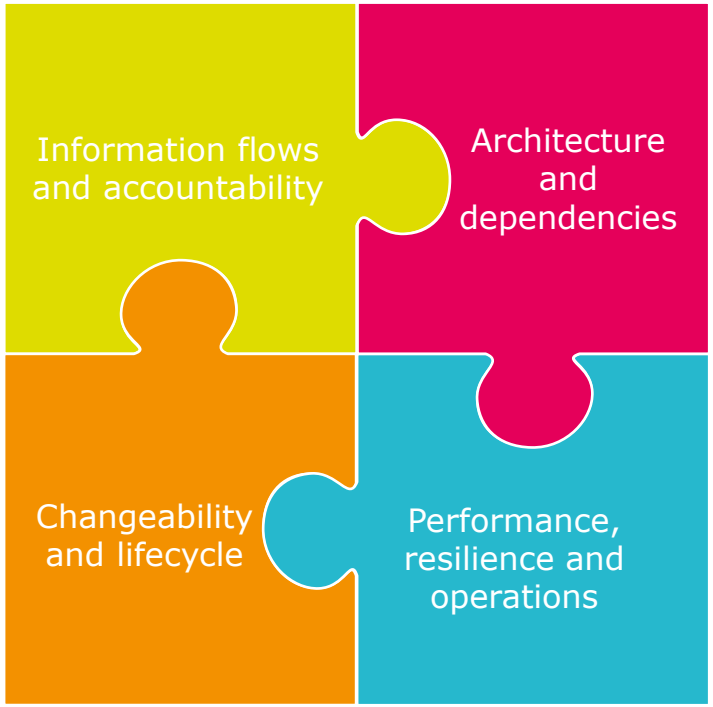

Market coupling operations remain robust, pain points collected from NEMO´s and TSO´s indicate that there is potential for future improvement

Theme	#	Share
Governance, transparency & delivery model	25	36.8%
Operational robustness, resilience & process efficiency	17	25.0%
Architecture fragmentation & integration complexity	14	20.6%
Performance, scalability & future readiness	12	17.6%
Total	68	100%

36.8% Governance, transparency & delivery
The largest group concerns governance, transparency, testing, development processes, delivery models and the ability to evolve the market-coupling solutions efficiently.

25.0% Operational robustness & resilience
A quarter of the recorded pain points concerns operational dependencies, failure handling, fallback, observability, cybersecurity, rerun capability and resilience of the end-to-end process.

20.6% Architecture fragmentation & integration
A significant group relates to the number of systems and interfaces, different protocols and data models, regional variations and dependencies between components.

17.6% Performance, scalability & future readiness
Performance pain points concern both auction and continuous trading, including Euphemia, XBID, messaging and the ability to accommodate increasing volumes and future market requirements.

68 pain points have been identified and grouped into **four themes**. The largest group relates to governance, transparency and delivery (37%). Taken together, the findings indicate that current challenges are **not limited to performance of individual systems**, but also concern the architecture, operational model and ability to implement change efficiently.

In the next period we will utilize the common information base we have created to develop scenarios for the future Market Coupling IT architecture vision

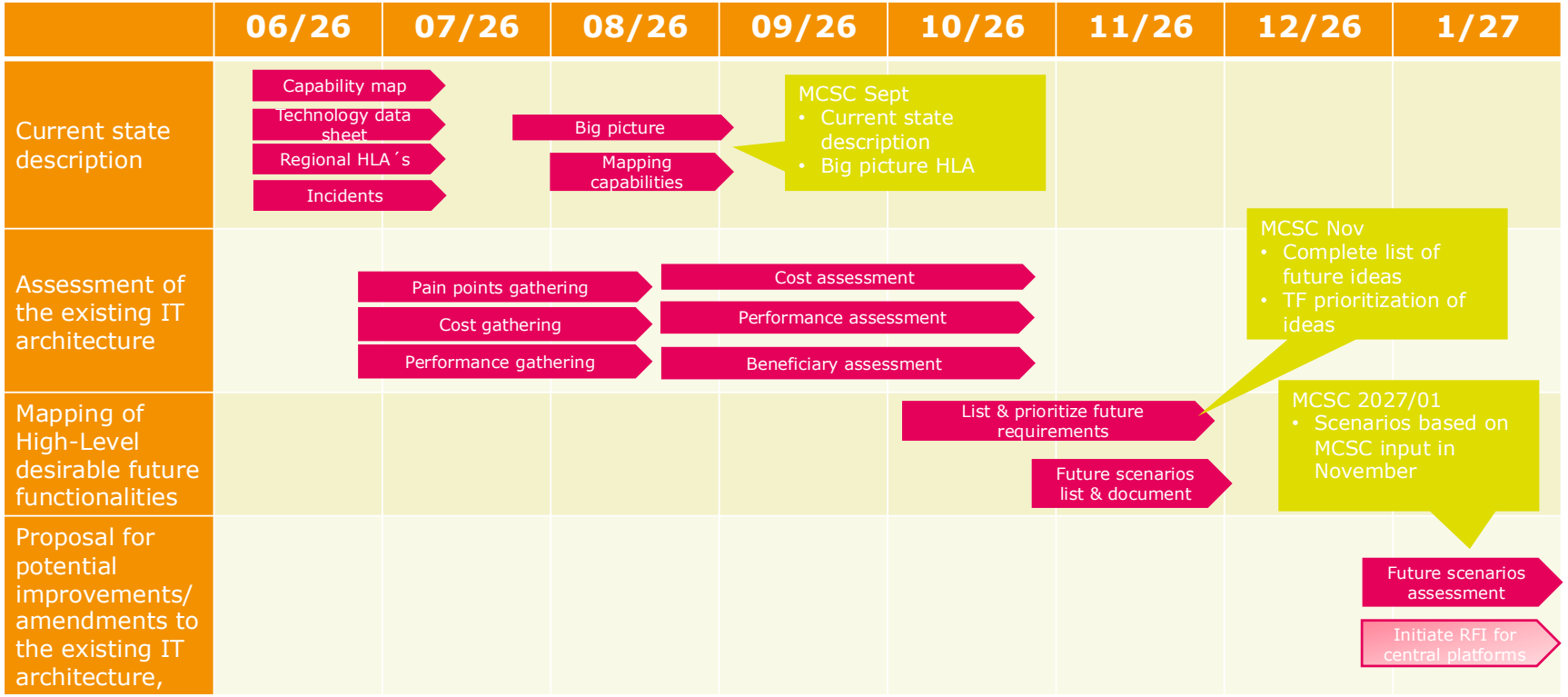

Activities in next period

- Finalise post-coupling HLA
- Gather and review current performance data
- Assess costs for developing and operating MC IT architecture
- Gather future requirements
- Develop future scenarios for the IT architecture vision
- Plan for RFI phase to make evidence-based decision-making related to central systems

Key milestones:

- Future requirements and scenarios deliveries for MCSC in November and Q1

SDAC-SIDC Roadmap and Key Projects

André Estermann (MCSC Co-Chair)

Q&A via **Slido.com**
Enter code: **1184334**

MCSC

SDAC-SIDC Roadmap and Key Projects

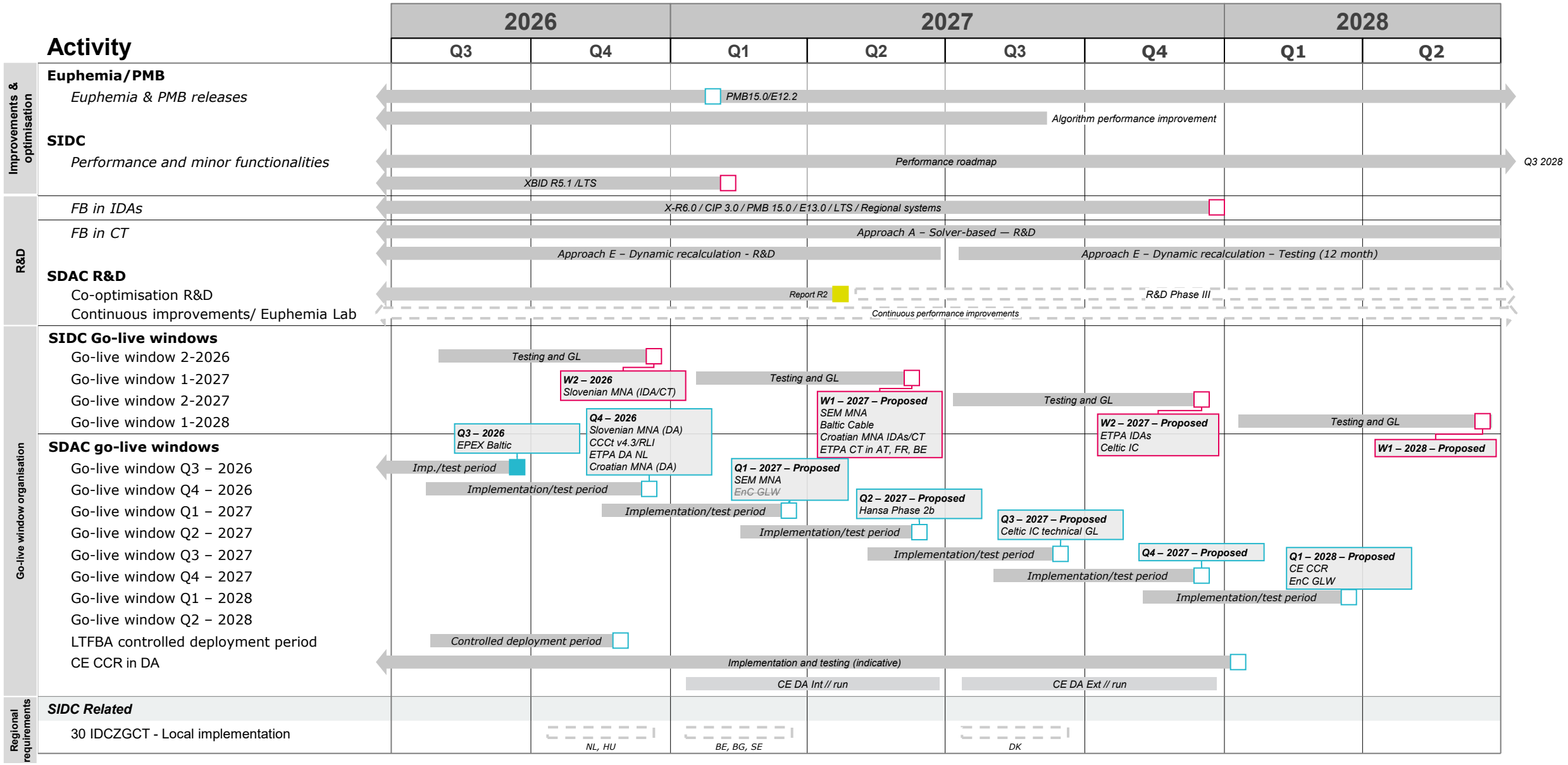

Confirmed planning
Indicative planning

MCSC

Update on Consultation

Christoforos Zoumas (NEMO Tech TF)

Q&A via **Slido.com**
Enter code: **1184334**

MCSC

Update on Consultation

SDAC Product Methodology

Background

- On 15/07/2026, all designated NEMOs for the day-ahead market submitted to ACER the analysis of possible amendments to the terms and conditions applied for the products that can be taken into account in the single day-ahead coupling (SDAC) in accordance with Article 40(3) of Commission Regulation (EU) 2015/1222 (CACM Regulation).
- According to the NEMOs' review process and analysis NEMOs concluded not to propose any amendments to the current SDAC products methodology under Article 40(4) of the CACM Regulation.

Updates

- ACER took note of the NEMO's conclusions and will remain available for working level exchanges with the NEMOs to further discuss next steps considering the NEMOs' intention to introduce storage orders in the next revision of the Methodology.

Update on Consultation

Algorithm Methodology Update for the IDAs-Flow Based Incorporation

Background

- On 21/07/2026, all NEMOs submitted to ACER their proposal to amend the "Methodology for the price coupling algorithm, the continuous trading matching algorithm and the intraday auction algorithm also incorporating a common set of requirements" pursuant to Article 37(5) of Commission Regulation (EU) 2015/1222.
- Main content of the proposal:
- Simplification of wording of Article 5/par.19 for recitals (a) & (b) (*the period for suspension of continuous SIDC should be no longer to 40 minutes*)
- Introduction of an updated go-live window for the FB incorporation in IDAs: Q4-2027
- Reference to the ongoing introduction of an R&D time-plan for accommodating the Flow Based incorporation in SIDC\CT
- Amendment of the SDAC results publication deadline (currently in AM, Article 4/par.12 @ 13:00 CET) to 13:05 CET as amended in practice after the 15-min MTU go-live

Updates

- ACER commenced the procedure under Article 5(2)(b) of Regulation 2019/942 and Articles 9(5), 9(6)(g), 9(10) and 9(13) of Regulation (EU) 2015/1222 with a view to decide on the proposal within six months, i.e. by 21/01/2027.

AOB & Closure

Max Schneider, Karol Nicia, Andreas Papanaklis (MCCG)

Q&A via **Slido.com**
Enter code: **1184334**

MCSC

Closing Remarks & Further Information

The Q&A from the webinar will be available on the NEMO Committee and ENTSO-E websites. The links will be sent out via email.

The next meeting will be scheduled in Q2 2027 - details & date will be shared soon.

Thank you for your participation!

Market Coupling Consultative Group
Webinar

22 October 2026

10 minutes break – starting again at 11:10

Market Coupling Consultative Group
Webinar

22 October 2026

Annex

Abbreviations

ACER	Agency for the Cooperation of Energy Regulators
AM	Algorithm Methodology
BE	Balancing Energy
BZ	Bidding Zone
CC	Capacity Calculation
CCR	Capacity Calculation Region
CM	Corrective Measure
CT	Continuous Trading (context: SIDC-CT)
DACC	Day-Ahead Capacity Calculation
Go-live	The date when a new process/system becomes operational
HMMCP	Harmonised Maximum and Minimum Clearing Prices
IDA	Intraday Auction
IDCC	Intraday Capacity Calculation
IDCZGCT	Intraday Cross-Zonal Gate Closure Time
IDGCT	Intraday Gate Closure Time
LTS	Local Trading System
MCCG	Market Coupling Consultative Group
MCSC	Market Coupling Steering Committee
MNA	Multi-NEMO Arrangement
MP	Market Participant
MTU	Market Time Unit
NEMO	Nominated Electricity Market Operator
NRA	National Regulatory Authority
OBK	Orderbook (context: Orderbook Depth)
OPSCOM	Operations Committee (context: SDAC OPSCOM, SIDC OPSCOM)
POM	Performance Optimisation Measure
QARM	Quality Assurance and Risk Management (context: SIDC QARM)
R&D	Research and Development
RfC	Request for Change
SDAC	Single Day-Ahead Coupling
SIDC	Single Intraday Coupling
SLA	Service Level Agreement
TF	Task Force (context: NEMO Tech TF)
TSO	Transmission System Operator
TTFS	Time To First Solution
WS	Workstream
XBID	Cross-Border Intraday (European intraday electricity trading platform)